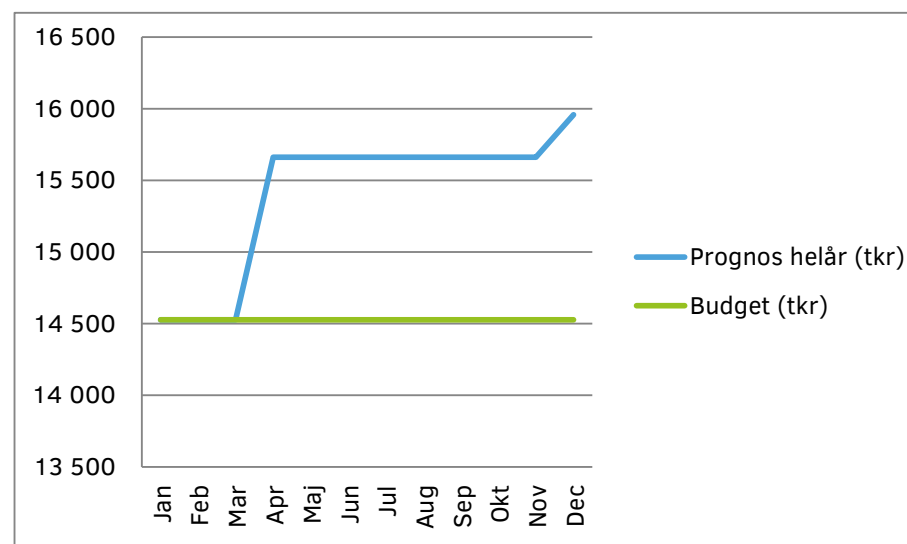
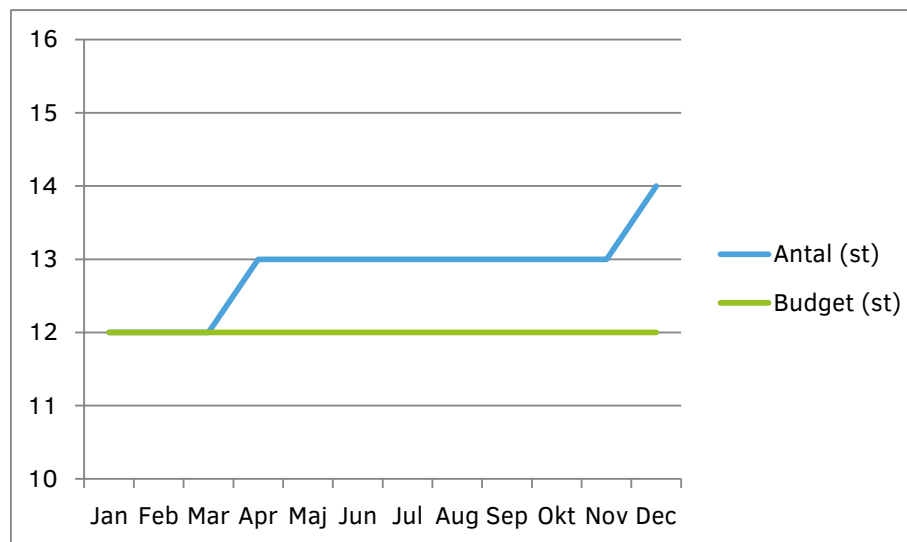


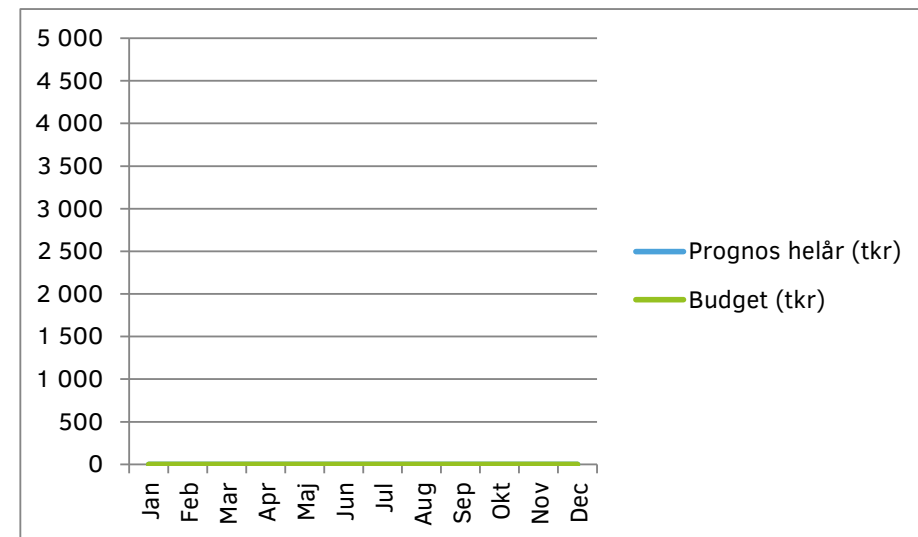

## Externa placeringar LSS 2020

Månad	Antal (st)	Budget (st)	Prognos helår (tkr)	Budget (tkr)
Jan	12	12	14 527	14 527
Feb	12	12	14 527	14 527
Mar	12	12	14 527	14 527
Apr	13	12	15 662	14 527
Maj	13	12	15 662	14 527
Jun	13	12	15 662	14 527
Jul	13	12	15 662	14 527
Aug	13	12	15 662	14 527
Sep	13	12	15 662	14 527
Okt	13	12	15 662	14 527
Nov	13	12	15 662	14 527
Dec	14	12	15 958	14 527



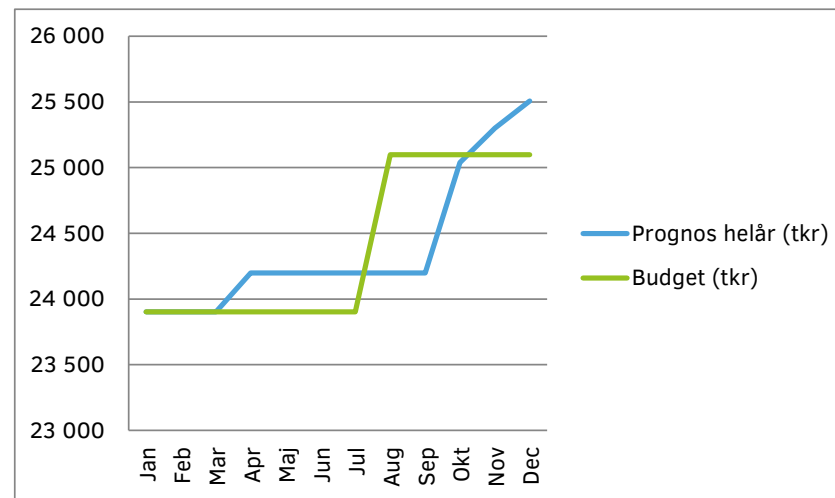
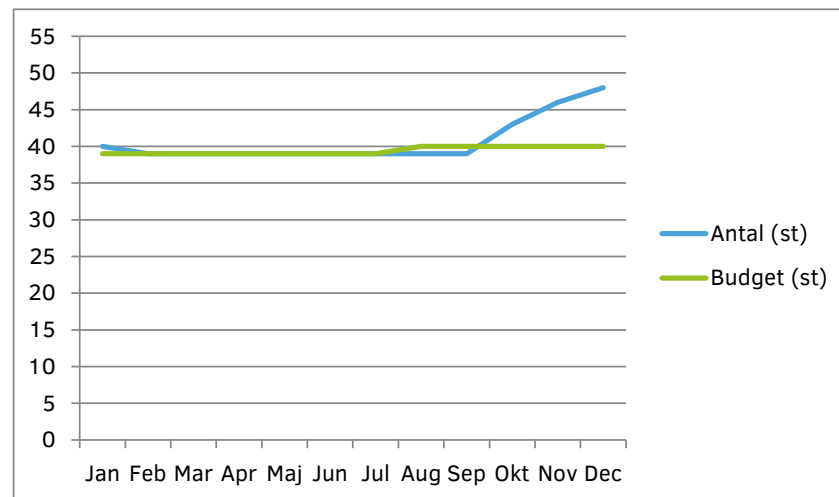
## Externa placeringar korttid ÄO 2020

Månad	Antal (st)	Budget (st)	Prognos helår (tkr)	Budget (tkr)
Jan	0	0	0	0
Feb	0	0	0	0
Mar	0	0	0	0
Apr	0	0	0	0
Maj	0	0	0	0
Jun	0	0	0	0
Jul	0	0	0	0
Aug	0	0	0	0
Sep	0	0	0	0
Okt	0	0	0	0
Nov	0	0	0	0
Dec	0	0	0	0



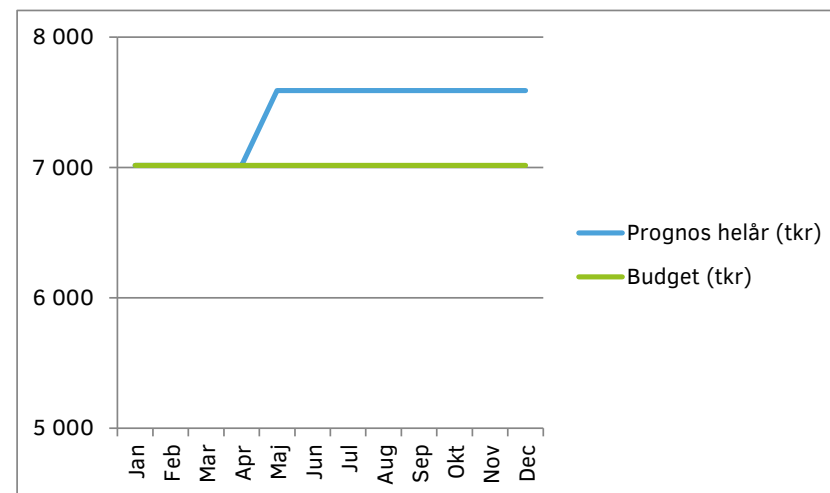
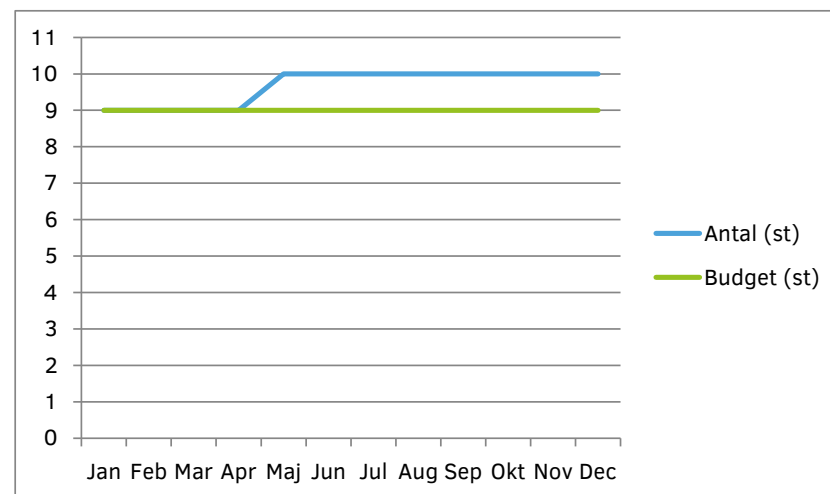
## Externa placeringar SÄBO ÄO 2020

Månad	Antal (st)	Budget (st)	Prognos helår (tkr)	Budget (tkr)
Jan	40	39	23 902	23 902
Feb	39	39	23 902	23 902
Mar	39	39	23 902	23 902
Apr	39	39	24 198	23 902
Maj	39	39	24 198	23 902
Jun	39	39	24 198	23 902
Jul	39	39	24 198	23 902
Aug	39	40	24 198	25 098
Sep	39	40	24 198	25 098
Okt	43	40	25 039	25 098
Nov	46	40	25 300	25 098
Dec	48	40	25 507	25 098



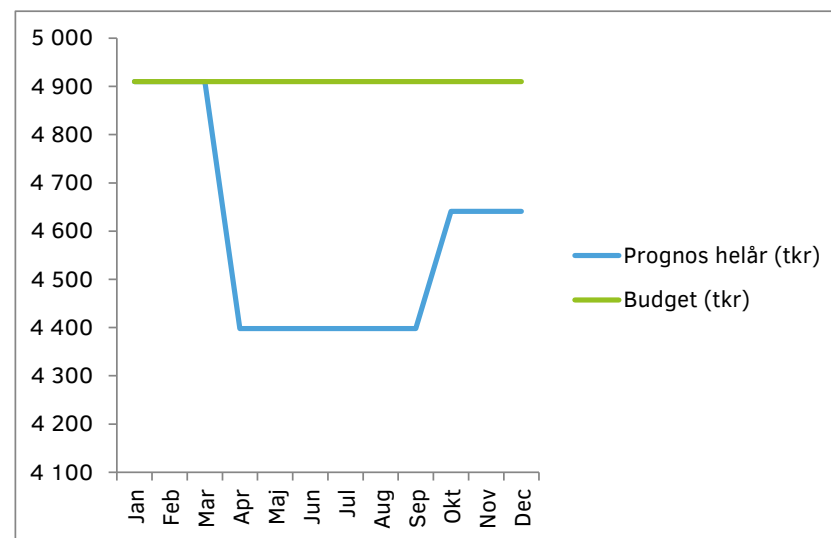
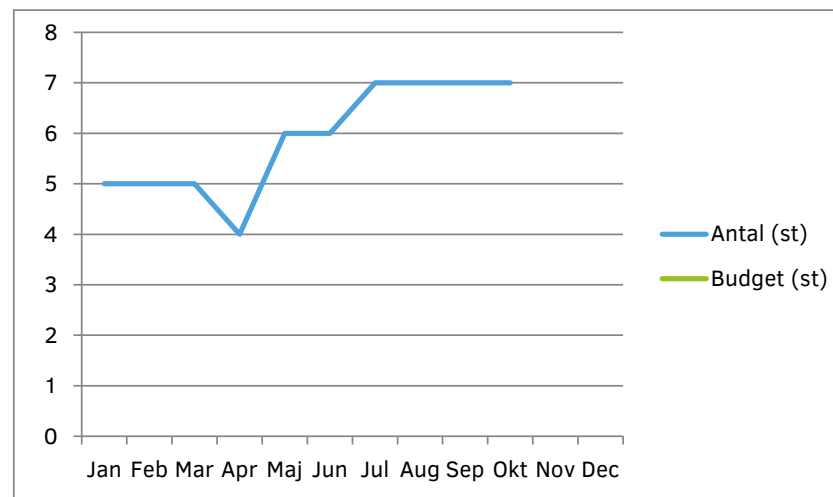
## Externa placeringar SoL 0-64 socialpsykiatrin år 2020

Månad	Antal (st)	Budget (st)	Prognos helår (tkr)	Budget (tkr)
Jan	9	9	7 016	7 016
Feb	9	9	7 016	7 016
Mar	9	9	7 016	7 016
Apr	9	9	7 016	7 016
Maj	10	9	7 590	7 016
Jun	10	9	7 590	7 016
Jul	10	9	7 590	7 016
Aug	10	9	7 590	7 016
Sep	10	9	7 590	7 016
Okt	10	9	7 590	7 016
Nov	10	9	7 590	7 016
Dec	10	9	7 590	7 016



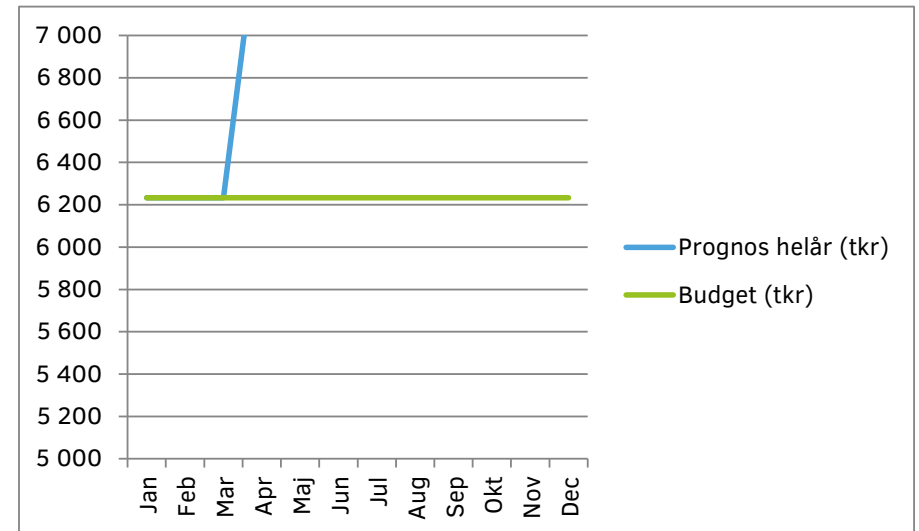
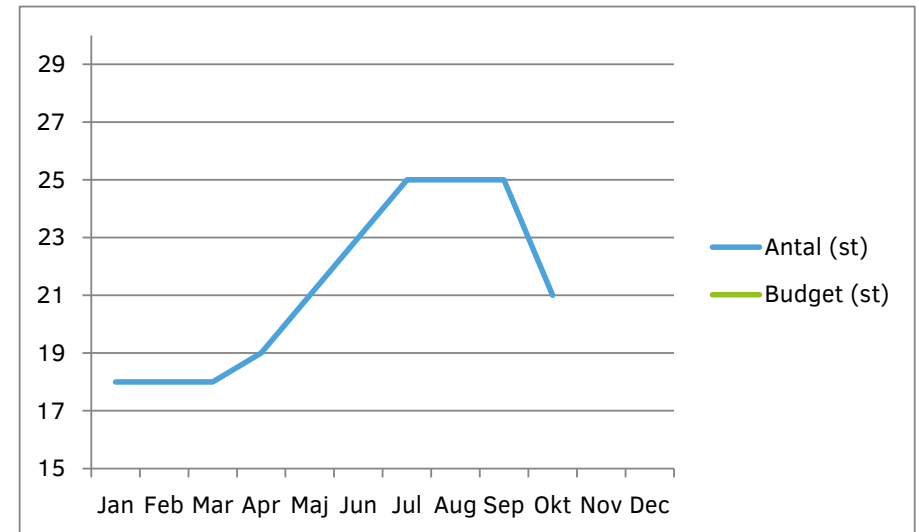
## HVB-placeringar barn 2020

Månad	Antal (st)	Budget (st)	Prognos helår (tkr)	Budget (tkr)
Jan	5		4 910	4 910
Feb	5		4 910	4 910
Mar	5		4 910	4 910
Apr	4		4 398	4 910
Maj	6		4 398	4 910
Jun	6		4 398	4 910
Jul	7		4 398	4 910
Aug	7		4 398	4 910
Sep	7		4 398	4 910
Okt	7		4 641	4 910
Nov			4 641	4 910
Dec			4 641	4 910



## Familjehemsplaceringar 2020

Månad	Antal (st)	Budget (st)	Prognos helår (tkr)	Budget (tkr)
Jan	18		6 233	6 233
Feb	18		6 233	6 233
Mar	18		6 233	6 233
Apr	19		7 658	6 233
Maj	21		7 658	6 233
Jun	23		7 658	6 233
Jul	25		7 658	6 233
Aug	25		7 658	6 233
Sep	25		7 658	6 233
Okt	21		7 662	6 233
Nov			7 662	6 233
Dec			7 662	6 233



## Institutionsvård vuxna missbrukare 2020

Månad	Antal (st)	Budget (st)	Prognos helår (tkr)	Budget (tkr)
Jan	0		1 900	1 900
Feb	1		1 900	1 900
Mar	1		1 900	1 900
Apr	1		1 963	1 900
Maj	4		1 963	1 900
Jun	4		1 963	1 900
Jul	4		1 963	1 900
Aug	4		1 963	1 900
Sep	4		1 963	1 900
Okt	4		1 754	1 900
Nov			1 754	1 900
Dec			1 754	1 900

