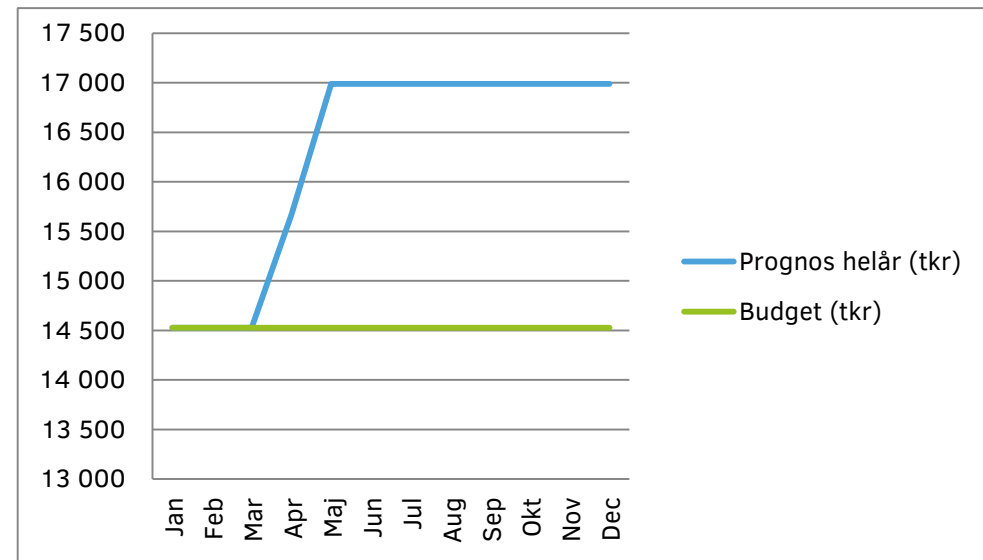
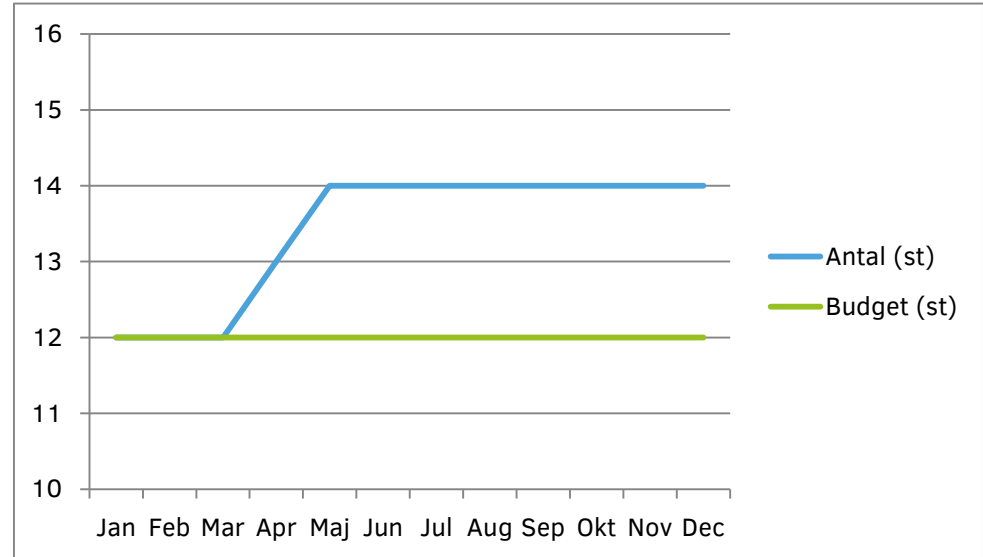


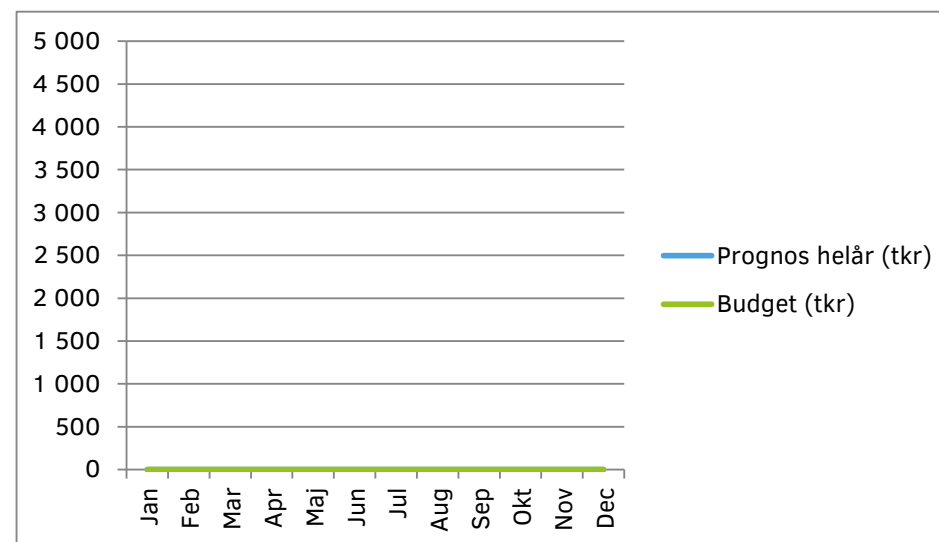
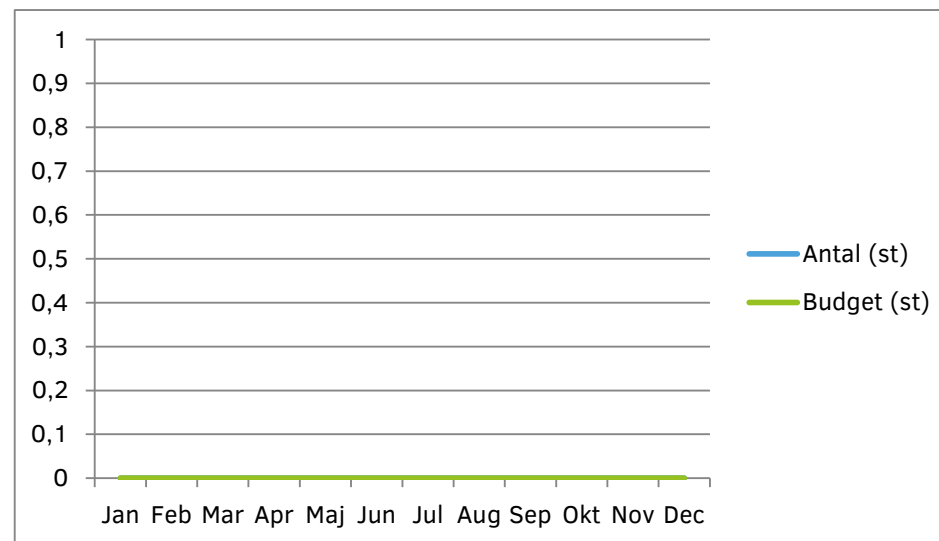
## Externa placeringar LSS 2020

Månad	Antal (st)	Budget (st)	Prognos helår (tkr)	Budget (tkr)
Jan	12	12	14 527	14 527
Feb	12	12	14 527	14 527
Mar	12	12	14 527	14 527
Apr	13	12	15 669	14 527
Maj	14	12	16 989	14 527
Jun	14	12	16 989	14 527
Jul	14	12	16 989	14 527
Aug	14	12	16 989	14 527
Sep	14	12	16 989	14 527
Okt	14	12	16 989	14 527
Nov	14	12	16 989	14 527
Dec	14	12	16 989	14 527



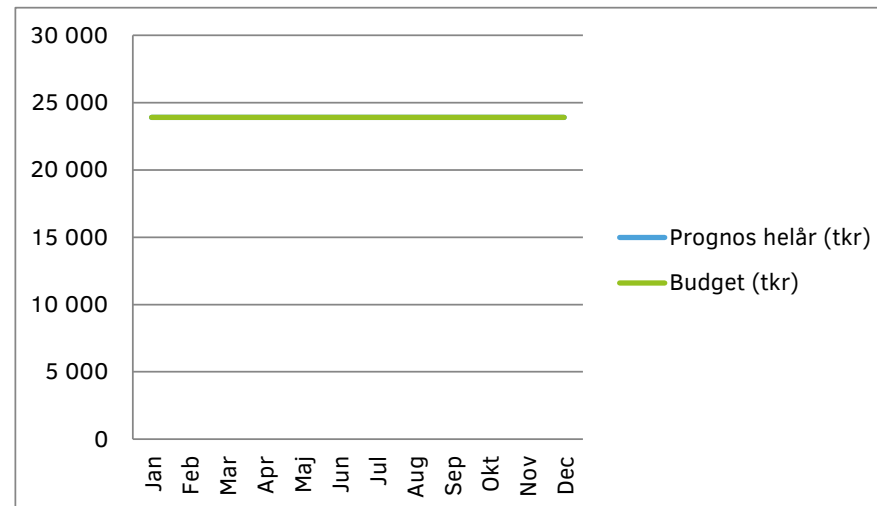

## Externa placeringar korttid ÄO 2020

Månad	Antal (st)	Budget (st)	Prognos helår (tkr)	Budget (tkr)
Jan	0	0	0	0
Feb	0	0	0	0
Mar	0	0	0	0
Apr	0	0	0	0
Maj	0	0	0	0
Jun	0	0	0	0
Jul	0	0	0	0
Aug	0	0	0	0
Sep	0	0	0	0
Okt	0	0	0	0
Nov	0	0	0	0
Dec	0	0	0	0



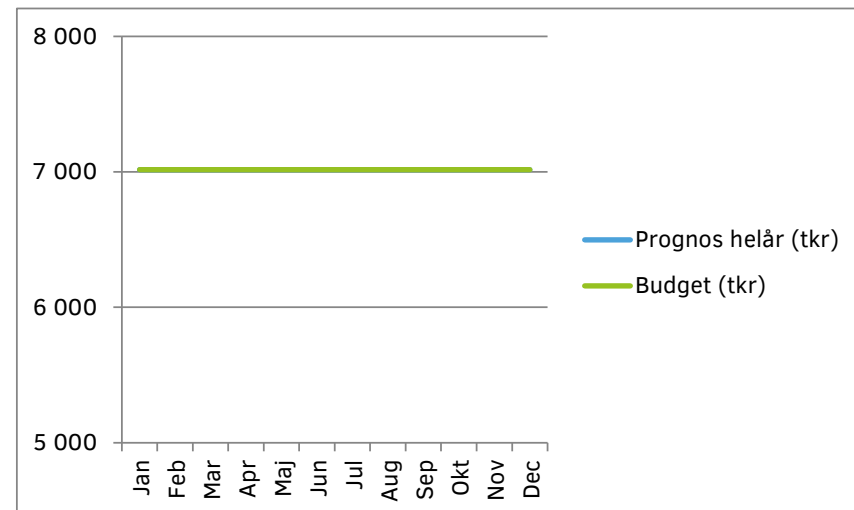
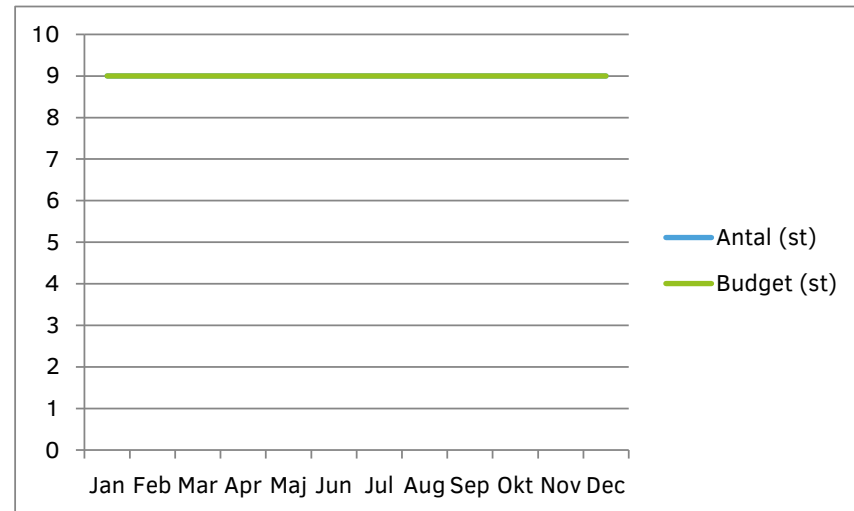
## Externa placeringar SÄBO ÄO 2020

Månad	Antal (st)	Budget (st)	Prognos helår (tkr)	Budget (tkr)
Jan	40	39	23 902	23 902
Feb	39	39	23 902	23 902
Mar	39	39	23 902	23 902
Apr	39	39	23 902	23 902
Maj	39	39	23 902	23 902
Jun	39	39	23 902	23 902
Jul	39	39	23 902	23 902
Aug	39	39	23 902	23 902
Sep	39	39	23 902	23 902
Okt	39	39	23 902	23 902
Nov	39	39	23 902	23 902
Dec	39	39	23 902	23 902



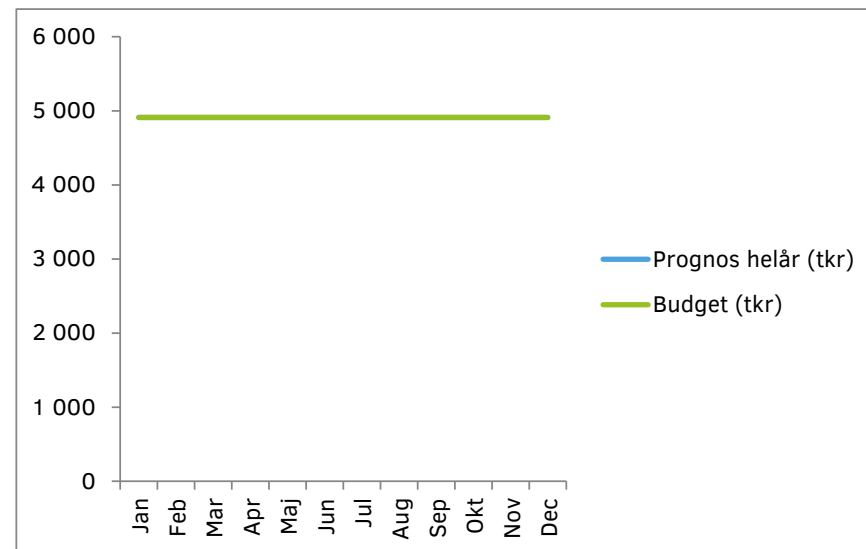

Externa placeringar SoL 0-64 socialpsykiatrin år 2019

Månad	Antal (st)	Budget (st)	Prognos helår (tkr)	Budget (tkr)
Jan	9	9	7 016	7 016
Feb	9	9	7 016	7 016
Mar	9	9	7 016	7 016
Apr	9	9	7 016	7 016
Maj	9	9	7 016	7 016
Jun	9	9	7 016	7 016
Jul	9	9	7 016	7 016
Aug	9	9	7 016	7 016
Sep	9	9	7 016	7 016
Okt	9	9	7 016	7 016
Nov	9	9	7 016	7 016
Dec	9	9	7 016	7 016



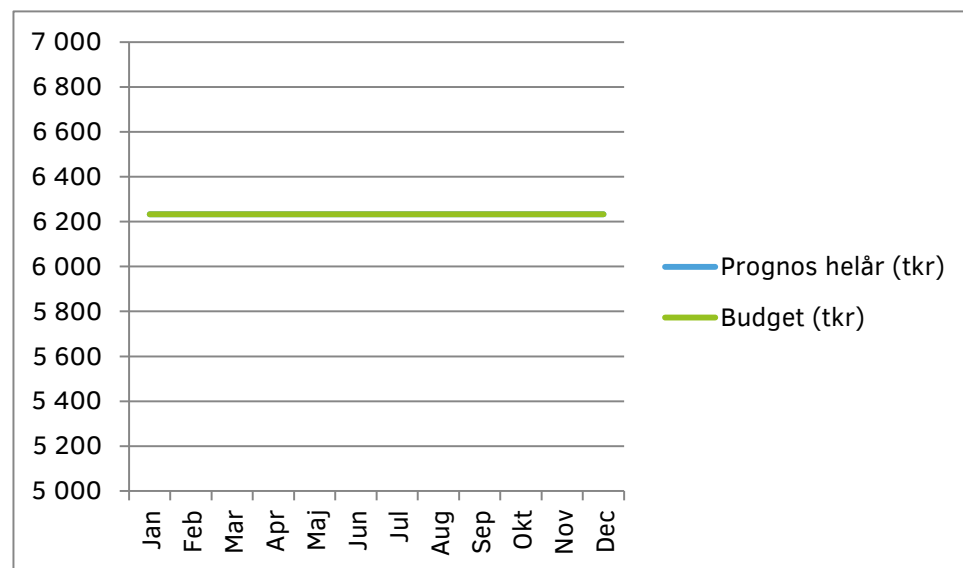

## HVB-placeringar barn 2020

Månad	Antal (st)	Budget (st)	Prognos helår (tkr)	Budget (tkr)
Jan	5		4 910	4 910
Feb	5		4 910	4 910
Mar			4 910	4 910
Apr			4 910	4 910
Maj			4 910	4 910
Jun			4 910	4 910
Jul			4 910	4 910
Aug			4 910	4 910
Sep			4 910	4 910
Okt			4 910	4 910
Nov			4 910	4 910
Dec			4 910	4 910



## Familjehemsplaceringar 2020

Månad	Antal (st)	Budget (st)	Prognos helår (tkr)	Budget (tkr)
Jan	18		6 233	6 233
Feb	18		6 233	6 233
Mar			6 233	6 233
Apr			6 233	6 233
Maj			6 233	6 233
Jun			6 233	6 233
Jul			6 233	6 233
Aug			6 233	6 233
Sep			6 233	6 233
Okt			6 233	6 233
Nov			6 233	6 233
Dec			6 233	6 233



## Institutionsvård vuxna missbrukare 2020

Månad	Antal (st)	Budget (st)	Prognos helår (tkr)	Budget (tkr)
Jan	0		1 900	1 900
Feb	1		1 900	1 900
Mar			1 900	1 900
Apr			1 900	1 900
Maj			1 900	1 900
Jun			1 900	1 900
Jul			1 900	1 900
Aug			1 900	1 900
Sep			1 900	1 900
Okt			1 900	1 900
Nov			1 900	1 900
Dec			1 900	1 900

